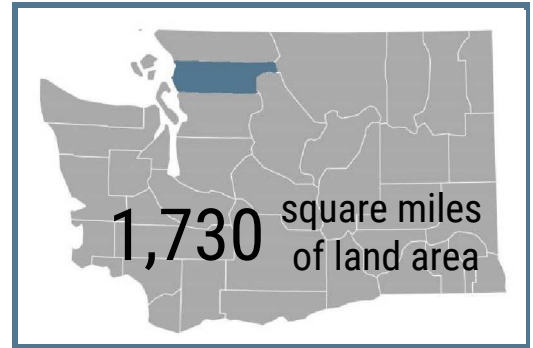
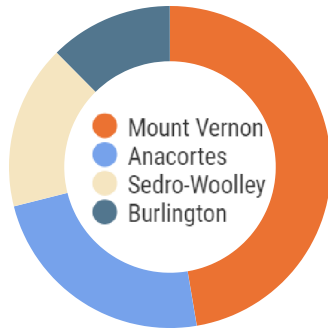



Skagit County Demographics: 2022

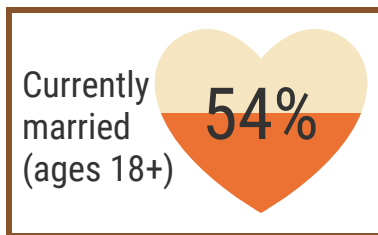


POPULATION: 130,696



41.6 MEDIAN AGE

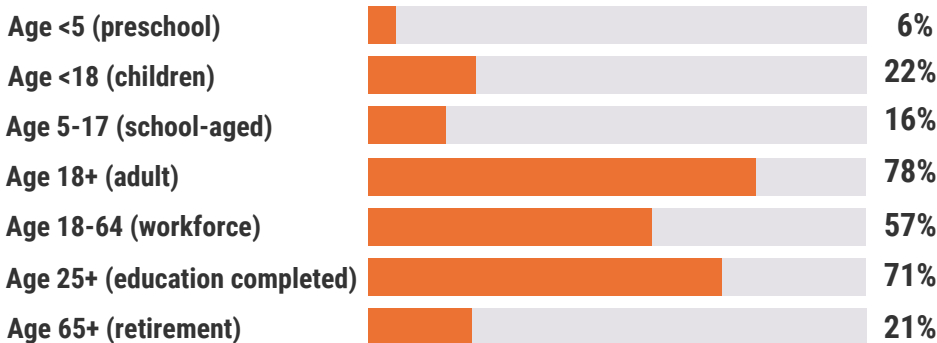
80.2 AVERAGE LIFE EXPECTANCY



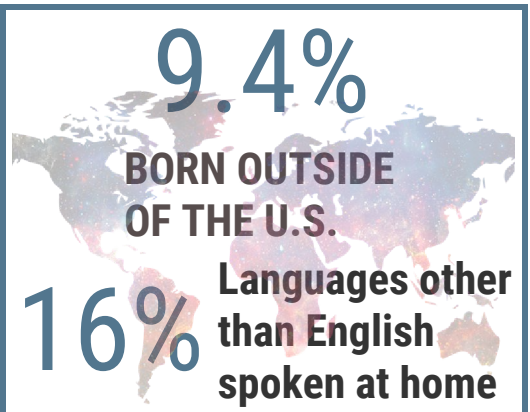
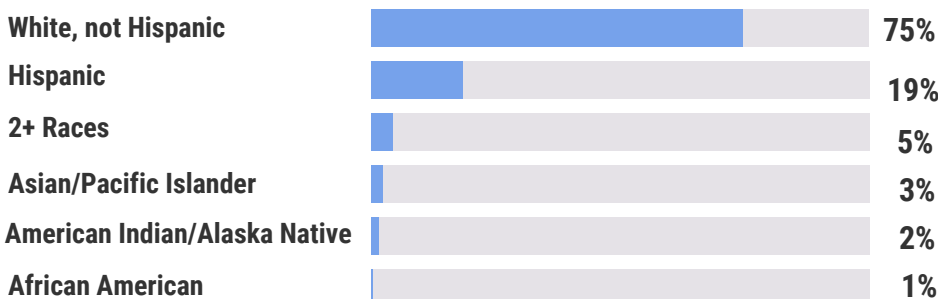
- 4 Tribal communities
- 3 County Commissioner districts
- 7 School districts

50.2% FEMALE 49.2% MALE 0.53% TRANSGENDER

Age

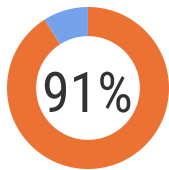


Race/ethnicity

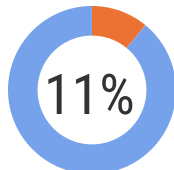


OTHER LANGUAGES SPOKEN

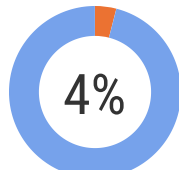
- Spanish
- Chinese
- Russian
- Japanese
- Tagalog
- Ukrainian
- Korean
- German
- Mixteco
- Lushootseed
- Triqui
- French



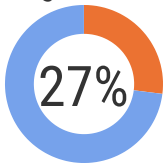
High school graduate



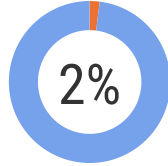
Veterans



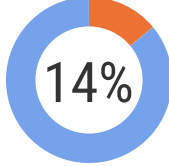
Farmworkers



Bachelor's degree or higher

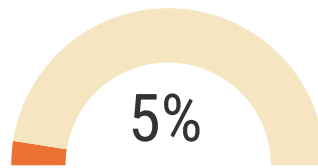


Tribal members

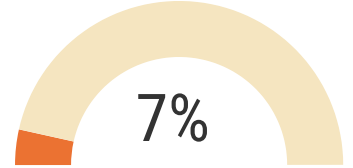


With a disability

Identify as LGBTQ+



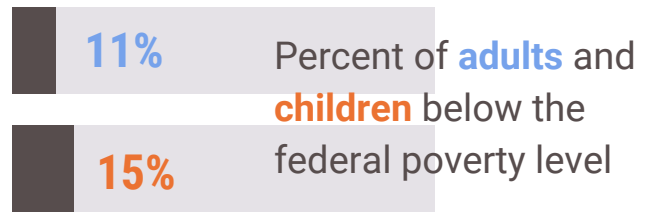

Adults 18+ years



Youth <18 years


Median household income **\$71,000**

Average hourly wage **\$22.91**

63%
ages 16+ employed


5%
unemployment rate

6.8% 

without healthcare coverage

94%

households with a computer



 Total housing units: 54,914

 Occupied households: 86.5%

 Multi-unit Housing: 17%

Owner-occupied: 70% | Renter occupied: 30%

 Average household size: 2.5

 Households with a child: 26%

 Adults age 65+ living alone: 8%

Data sources: US Census and American Community Survey, 5 year estimates (2020), Washington State Office of Financial Management (2021), Washington State Employment Security Department (Unemployment rate from April 2022; average hourly wage from 2019), Northwest Portland Area Indian Health Board (2021), National Center for Farmworker Health (2017), WA Behavioral Risk Factor Surveillance System (WA BRFSS, 2020)